

# Panorama

## SYSTEM UPDATE

OCTOBER 2015

## October System Update

- 1 Postal code to SDL mapping
- 2 Saving Panorama password in Firefox
- 3 Vaccine inventory orders
- 3 Using preview function
- 4 Correction to client records hep B dose
- 4 Documenting immunizations for active clients

### Postal code to SDL mapping

Clients will now have a default Service Delivery Location (SDL) in Panorama based on their Manitoba postal code. You will see that clients are now automatically mapped to a Public Health Office (PHO) and a region, instead of Manitoba Health. Prior to this change, every client was mapped to the Manitoba Health region and was not associated with any particular SDL. Out-of-province and out-of-country clients will still be mapped to the Manitoba Health region.

This change will mainly impact the aggregate geography reports, which will be able to provide regional/public health office statistics, and the reminder recall report. More details about these reports will be released over the next month as they become available in Panorama to select groups of users.

**Service Delivery Location Information** [Hide Service Delivery Location Information](#)

To specify a Service Delivery Location first click on the 'Find' button. Then search, or type the name of the Service Delivery Location you wish to specify, select it and click on 'Select' button. Then click 'Close' to close.

Service Delivery Location: Top Level > Level 2 (specific one) > Level 3 (specific one) > [Selected Level 3 Location]

Service Delivery Location Id:  
 Facility Name:  
 Address:  
 Effective Date(s) \* From:  /  /  To:  /  /

---

Row Actions:

SDL Id	Facility Name	Effective From	Effective To	Address	Preferred
1000100	Steinbach PHO	2015 Oct 23		NA , Steinbach, Manitoba, Canada, R5G 0R9	✓

**Client ID:**  
3522

**Name(First,Middle,Last)/Gender:**  
Test Report Fresh / Male

**Phone Number:**  
-(-)

**Jurisdiction Info:**  
MB Health,Southern Health

**Please note:** this mapping is a two-step implementation process. During the October 28, 2015 evening system downtime, step one will occur so that a new client's default SDL and organization will be mapped to their postal code. Over the next week, the clients currently in Panorama will be transitioned to have their default SDL and organization mapped to their postal code.

For more information, visit:

[www.panoramamanitoba.ca](http://www.panoramamanitoba.ca)



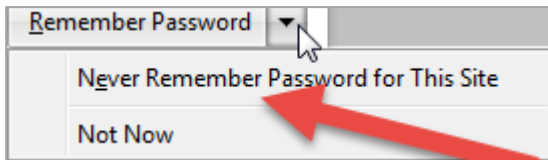
## Security alert: saving Panorama password in Firefox

**NEVER** save your Panorama password using a browser. If you accidentally do not lock your computer when you are away from it, someone else could log into Panorama under your name and an audit would show that you went into a client's record, when in fact it was someone else who accessed the record.


If you use Firefox, when you log into Panorama you will be asked:

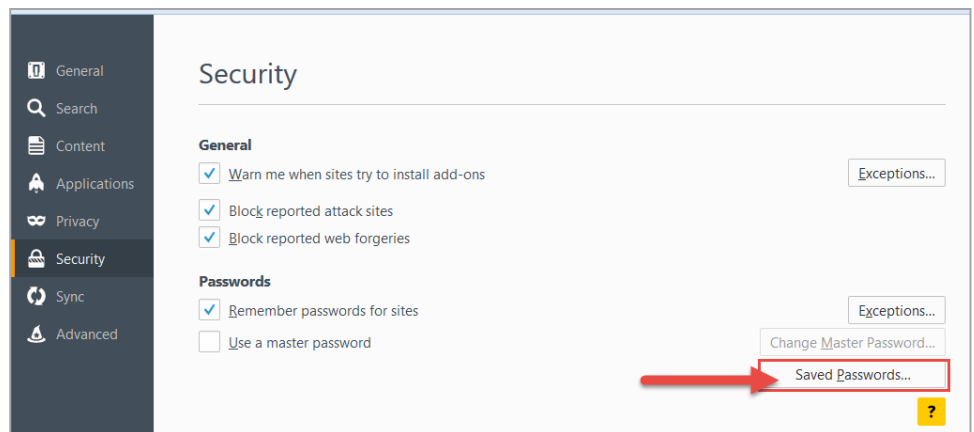
Would you like to remember the password on manitoba-ehealth.ca?

Click the drop down arrow beside the **Remember Password** field and select "Never Remember Password for This Site".

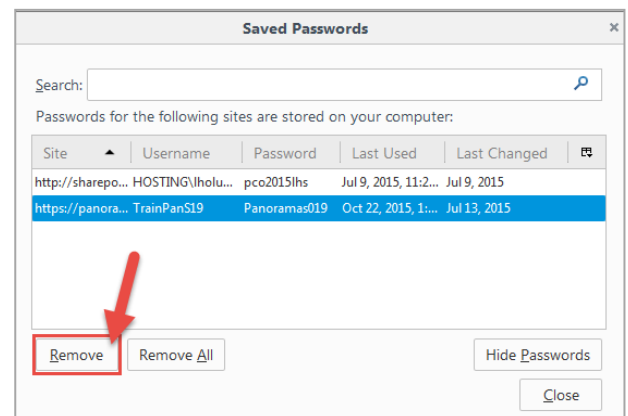


If you have already told Firefox to remember your password, remove the stored password:

- Click the menu button  on the top right side of the screen and choose **Options**.
- Click **Security** on the left side of the screen.
- Click **Saved Password**.
- To see the passwords you have saved, click **Show Passwords**. When you close the window, your passwords will be automatically hidden.
- Use the search box to find a particular website or username. Click the **X** in the search bar to clear your search and see the full list again.
- To remove a username and password, select it from the list and click **Remove**.



The next time you log into Panorama on a different computer, you will once again be asked if you want to remember the password. Always click the drop down arrow beside **Remember Password** and select "Never Remember Password for This Site".



## Vaccine inventory orders

When creating a vaccine requisition, **do not choose** the following two options:

- **Mass Requisitions**
- **Backordered**



**Next Scheduled** (defaulted) and **Urgent** are the two options that are most often used.



Several requisitions in the past month selected "Mass Requisitions" inadvertently or because they were ordering for a mass immunization clinic. This has resulted in a delay in the orders.

Use Ad Hoc Address  Generate Ad hoc Address

Ad Hoc Bill-to Address:

\* Required Delivery: Next scheduled Requested Delivery/Pickup Date:

Urgent Reason: Backordered

Preferred Delivery Method: Next scheduled Carrier Name:

Ship-to Instructions: Other future date

Delivery Zone: Perimeter Pickup

Urgent

If the order is urgent or the order will be picked up, phone the Materials Distribution Agency (MDA) warehouse at 204-948-1333 or Toll-Free 1-855-683-3306.

## Using preview function when searching by client name only

When you don't have a client's PHIN and birthdate, you may need to search for a client by name only. The search may result in more than one client with the same name. To ensure that you have the correct client before you set the client in context, select *Preview* to confirm the client's demographic details. Once confirmed you can select **Set in Context** or **Imms Client Profile** to access the client record.

Client Index: Search Results ✓ Contains Data

46 results found. Click on Client ID to see full client information

Select All Cre

Row Actions: Preview Set in Context Imms Client Profile

Update Generate Map Create Cohort

Client ID	Health Card Number	Last Name	First Name	Gender	Date Of Birth
<input checked="" type="checkbox"/> <a href="#">11108</a>	261814161	Rogers-W-20150116	Justina-1	Female	2013 Jul 16
<input type="checkbox"/> <a href="#">14190</a>	262502289	Rogers-W-20150206	Justina-1	Female	2013 Aug 06

For more information, visit:

[www.panoramamanitoba.ca](http://www.panoramamanitoba.ca)



## Correction to client records with incorrect hepatitis B dose

A previous issue with Panorama caused some hep B 0.25 ml doses documented at school clinics using the Mass Immunization functionality to show as a 0.5 ml dose. A query was done by our Panorama support team that identified all clients older than 11 years of age who had 0.5 ml dose recorded and had been immunized through a school mass immunization event. Each record was reviewed by someone on the team and all of these doses have now been corrected to reflect the correct 0.25 ml dose.

## Documenting immunizations for inactive clients — update from july

If a client record is inactive in Panorama, the client status must be changed to active to use the forecaster and to add the client to a mass immunization event. Once you change the client to “active”, **DO NOT** change the client status back to inactive. This will ensure the forecaster is up to date. QRC 3.16 has been modified to reflect this change.

**For more information, visit:**

[www.panoramamanitoba.ca](http://www.panoramamanitoba.ca)

