

Getting Started

1. **Access** the website <https://panorama.manitoba-ehealth.ca>
2. **Log in** with your Panorama username and password.
3. **Security Check**
 - You will be prompted for enrollment information on your first logon.
 - You will be prompted to enter your security code each time you log in.

Second Factor Authentication Methods

Use one of these second-factor authentication options to receive your security code:

- **Imprivata ID** mobile app available for iPhone and Android smartphones.
- **Text message** a code is sent to user's enrolled mobile phone number.
- **Physical token** a small VASCO device that generates a unique code.

Call the Manitoba eHealth Service Desk if:

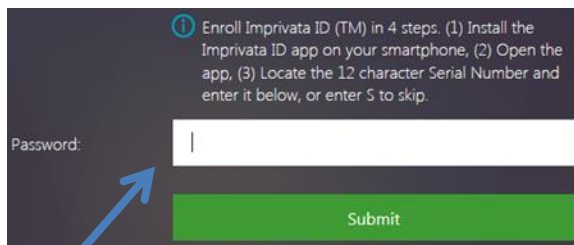
- Your enrolled device is lost or stolen
- You get a new phone and need to change your enrolled Imprivata ID Serial Number
- You need to change your mobile phone number

Phone: 204-940-8500

Toll-free: 1-866-999-9698

Imprivata ID Enrollment

1. **Download** the free Imprivata ID mobile app, available on Google Play and Apple App Stores. Search for "Imprivata ID". You will need access to WiFi or data to download the app. Open the app when you are ready to access the Panorama web application.



Hint: enter the code in the "password" box

2. **Enroll**
Enter the full 12 digit Imprivata ID Serial Number including the prefix 'IMPR'.
3. **Security Code**
Finish your remote login by entering the 6-digit Security Code.

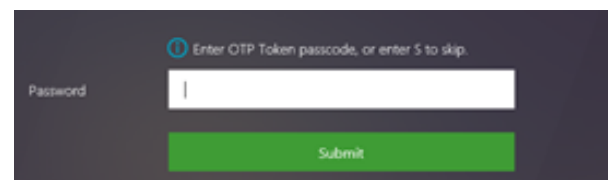
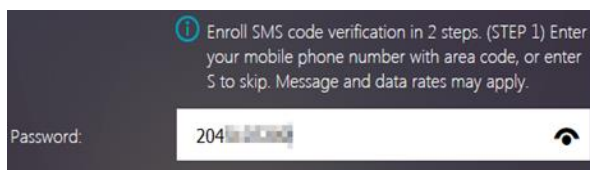


Once you register your Imprivata ID app, it will be your default method for receiving your security code. You must wait 30 seconds to use the text message method.

SMS Enrollment

You will need to skip the Imprivata ID enrollment steps to enroll to receive a text message code. Type "S" to skip to the SMS enrollment steps.

1. **Enter** your mobile phone number including the area code.
2. **Receive**
You will get a text message on your phone from (781) 676-3201 with your Security Code.
3. **Enter** the code in the Password line.



Physical Token

Your manager must order your physical VASCO token from Manitoba eHealth. You will be prompted to enter the token code when you access the Panorama web application.