



Shared health  
**Soins communs**  
Manitoba

# Public Health Information Management System (PHIMS)

---



## Overview of PHIMS Immunization and Inventory Functionality May 2021

# Outline

---

Welcome

PHIMS functionalities

Immunization (Demo)

- **Setting Immunization Defaults**
- **Searching Client**
- **Add Single Immunization – Provider Recorded**
- **Add Single Immunization – Non Provider Recorded**
- **Record Consent**

Inventory (Demo)

- **Receiving Inventory**
- **Physical Count**

# PHIMS Landing Page

Top Navigation Bar



The Public Health Solution for Disease Surveillance and Management supports the identification, management and control of infectious diseases and outbreaks that pose a threat to the public health.

Specify your Service Delivery Location (SDL).

\* **Service Delivery Location:**


SDL Time Zone: CDT

**Personal WorkLoads**  
View all your assigned work tasks

**Reporting**  
Specify and view client specific and aggregate reports.

**Document Management**  
Add, update, delete and search for electronically attached documents.

**Notifications**  
Create and view jurisdiction and threshold notifications.

 **Need Help ?**  
Contact information for the [Help Desk](#)

Prev	Today					Next
May						2021
Su	Mo	Tu	We	Th	Fr	Sa
						1
2	3	4	5	6	7	8
9	10	11	12	13	14	15
16	17	18	19	20	21	22
23	24	25	26	27	28	29
30	31					

 **External Reference Links**  
LINKS WILL OPEN A NEW WINDOW

No Reference Link has been added

Ensure the **Service Delivery Location** (SDL) is correct. An SDL is a physical location where the pharmacy services are delivered (e.g. Benefits Rx Pharmacy)

# Navigation Panes

Left Hand Navigation (LHN)

- Folders
- Sub-folders

The screenshot displays a web application interface. On the left is a navigation pane titled 'Immunization' with a home icon and a back arrow. It contains several menu items: 'Recent Work', 'Client' (circled in purple), 'Search Clients', 'Client Warnings' (highlighted with a red box), 'Consent Directives', 'Immunizations' (highlighted with a cyan box), 'Document Management', 'Reporting & Analysis', and 'Administration'. On the right is a search form titled 'Search Clients' with a sub-section 'Basic Search Criteria'. The form includes input fields for 'Client Number', 'Last Name', and 'First Name'. It also has dropdown menus for 'Client Number Type' and 'Gender'. There are radio buttons for 'Date of Birth' and 'Date of Birth Range', with corresponding date input fields. The 'Date of Birth Range' section includes 'Effective From' and 'To' date fields.

# Recent Work

Selecting **Recent Work** will display the last 10 clients you had set in context. Click Summary hyperlink and the client's immunization profile page will display.

The screenshot shows the 'Immunization' software interface. On the left is a navigation menu with options: 'Recent Work', 'Client', 'Immunizations', 'Document Management', 'Reporting & Analysis', and 'Administration'. The main area is titled 'Set Report Filters' and contains a 'Report Filters' section. Below this, a 'Recent Work:' list displays the following items:

Client	Immunization
1. Client: <u>Batts, Blake (Client ID: 3296)</u>	Immunization
- Immunization: <u>Summary</u>	
2. Client: <u>Battle, Bjorn (Client ID: 3297)</u>	Immunization
- Immunization: <u>Summary</u>	
3. Client: <u>Beasley, Bailey (Client ID: 3295)</u>	Immunization
- Immunization: <u>Summary</u>	

The 'Summary' link for the first client is circled in red.

# Forecaster

Immunization Forecast by Agent/Antigen

Last Forecast Ran On: 2021 Jan 25

Forecast Status calculated as of: 2021 Jan 26



Refresh Forecast ⓘ

Immunizing Agent/Antigen	Forecasted Dose #	More Info	Volume	Brand	Eligible	Due	Overdue	Forecast Status
Tdap	1				1973 Oct 04	1973 Oct 04	1973 Nov 04	Overdue
Pneu-P-23	1				2020 Oct 04	2020 Oct 04	2021 Oct 04	Due
COVID19-Moderna	2			Moderna COVID-19 Vaccine	2021 Feb 15	2021 Feb 22	2021 Mar 01	Up To Date

1. **Not Forecasted** – indicates client did not receive first dose or has completed series
2. **Up to date** – indicates client received the first dose and is waiting for the second doses. The client has not yet met the minimal time interval for the second dose.
3. **Eligible** – client reached the minimal requirement between the first dose and second dose
4. **Due** – client has reached the recommended interval between doses
5. **Overdue** – Due plus seven days

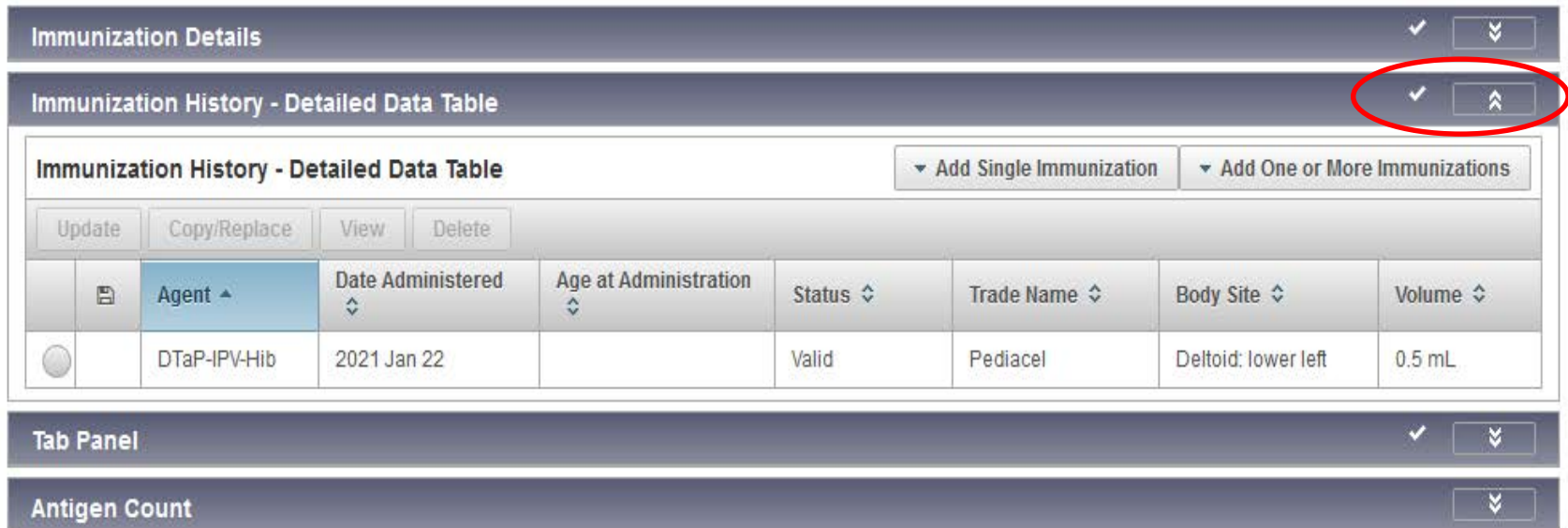
# Chevrons


- Chevrons


- The  Option indicates there is more detail to be displayed
- The  Option indicates that the detail is being displayed

Contains Data

- ✓ Indicates that the panel contains data even though the details are hidden from view






Immunization Details  ✓


Immunization History - Detailed Data Table  ✓

Immunization History - Detailed Data Table ▼ Add Single Immunization ▼ Add One or More Immunizations

Update Copy/Replace View Delete

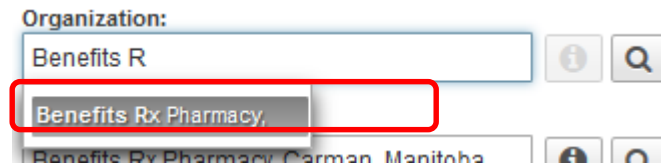
	Agent ▲	Date Administered ⬇	Age at Administration ⬇	Status ⬇	Trade Name ⬇	Body Site ⬇	Volume ⬇
	DTaP-IPV-Hib	2021 Jan 22		Valid	Pediacel	Deltoid: lower left	0.5 mL

Tab Panel  ✓

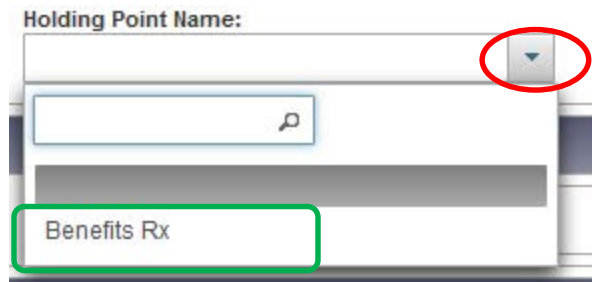
Antigen Count 

# Fields

- Type Ahead Fields
  - As text is typed the data is searched a character at a time, PHIMS will try to match your entry with data from the list. When the match displays double click on the entry to select it.



- Drop list
  - Clicking on desired drop list value will add to field





# Factory Table

- *Search Results* panel
- *Contain Details (i.e. Client id, Last Name)*
- To display information in a row of a factory table, select the row (by clicking the check box) and select a row action 'Client Imms Profile'
- 'Preview' will contain client's demographics

**Panel**

<input checked="" type="checkbox"/>	<input type="checkbox"/>	Client ID ↕	Health Card Number ↕	Last Name ▲	First Name ▲	Gender ↕	Date of Birth ▲	Health Region ↕	Active ↕
<input checked="" type="checkbox"/>	<input type="checkbox"/>	2516	326907903	Zanetti	Nader	Male	1964 Dec 22	Prairie Mountain Health	Active

**Factory Table**

# PHIMS Quirks

- Timeout:
  - PHIMS will timeout after 20 minutes. Remember to **save your work often.**



# Inventory

- Inventory will track vaccine orders from the warehouse, to the vaccine holding points, to the clients and back to the warehouse if they are returned
- Inventory is linked to Immunization:
  - After vaccine is received it will be visible as a choice when you immunize
  - When vaccine is recorded in PHIMS the vaccine is "auto-decremented" from the inventory stock
  - Vaccines are identified by lot number and expiry date and can be searched in case of alerts or recalls (both administered vaccine and in stock vaccine)

# Immunizations Defaults

- **Organization:** Your Organization, Name of your Pharmacy
- **Service Delivery Location:** A physical location where the pharmacy services delivered (e.g. Benefits Rx Pharmacy, Carman, Manitoba)
- **Holding Point Name:** The location of the fridge associated with either the Pharmacy or the Organization (e.g. Benefits Rx)
- **Holding Point Location:** Specifies the location of the vaccine within the holding point (e.g. 91280-OP)

Organization:

ⓘ🔍

Service Delivery Location:

ⓘ🔍

Holding Point Name:

▼

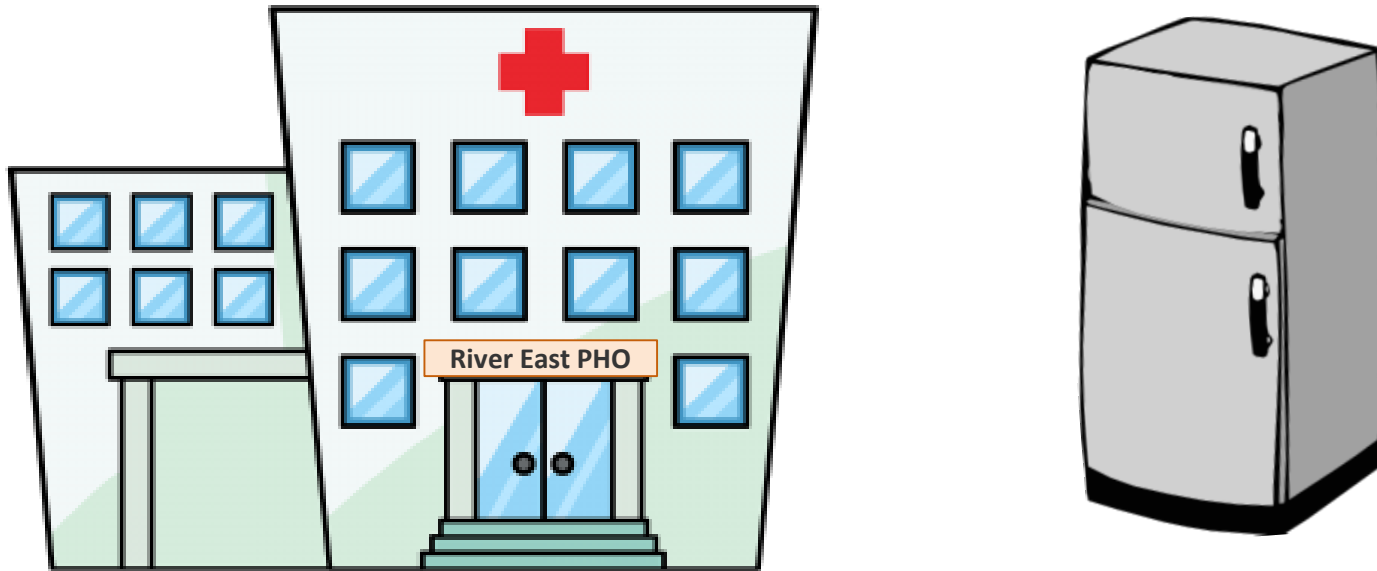
Apply defaults to Historical Immunizations:

 Yes  No

Holding Point Location:

▼

# Holding Point



The location of the fridge that holds the vaccine  
In PHIMS it is represented by the **MDA Client ID#**  
(e.g. 91280 Benefits Rx, 80077 – Altona Public Health, 90059  
– RBC Convention Centre)

# Stock Keeping Units (SKUs)

- Stock Keeping Unit (SKU) is the package presentation  
*e.g. 1 vial/box, 5vials/box, 10 vials/box*
- In PHIMS we order in SKUs – same method as MB Health Biologics order form  
*e.g. Moderna vaccine is packaged 1 vial/box*  
*1 box = 1 SKU = 10 doses*



# Catalogue

- The catalogue contains
  - Same items as are on the MB Health Biologics order form
- Organized in 5 levels

Level	Order Set Name	COVISHIELD
1	Category	Vaccines
2	Product Group	COVID19-AZ/COVISHIELD
3	Generic Product Strength	COVID-19 – Viral Vector 5mL
4	Generic Product Presentation	COVID-19 – Viral Vector 5mL Multi-dose Vial
5	Generic Product Package Size	COVID-19 Vaccine – Viral Vector 5mL Multi-dose Vial – 1 vial/box

# Adjustment Reasons

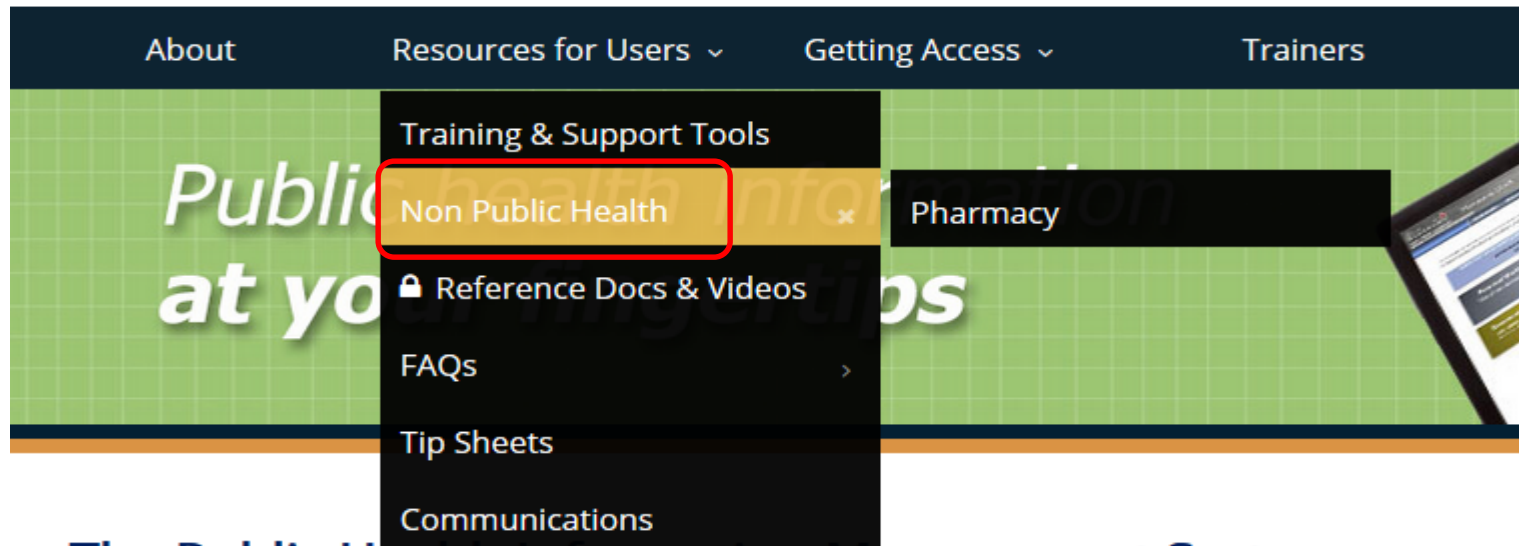
Menu item	When to Use
<b>Ad hoc Stock Issued</b>	use when moving vaccine from quarantine into operational
<b>Ad hoc Stock Received</b>	received from MDA e.g. emergency stock
<b>Administered Vaccine</b>	vaccine used at a mass clinic
<b>Count Discrepancy</b>	based on physical count
<b>Disposal due to lot expiry</b>	
<b>Previous data entry error</b>	
<b>Shrinkage/breakage</b>	
<b>Spoiled by Adverse Storage Conditions</b>	not likely to be used, we should be moving to returns HPL
<b>Transfer from HP</b>	if you have received vaccine from another HP
<b>Transfer to HP</b>	if you have sent vaccine to another HP



# Further information

<https://phimsmb.ca>

Resources for Users – Non Public Health – Pharmacy



The Public Health Information Management System