

Using the PHIMS Calendar

There are many ways to enter dates in PHIMS including using the calendar selector.

To search for a specific date, you may type the date in this field using the year, month and day format as displayed:

You may also click on the calendar icon:

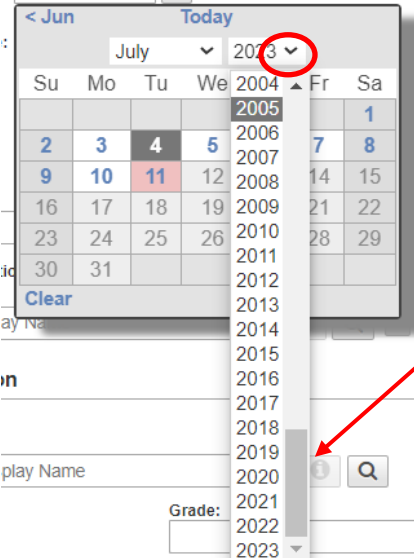
 

A larger calendar will be displayed with the current date highlighted in red:



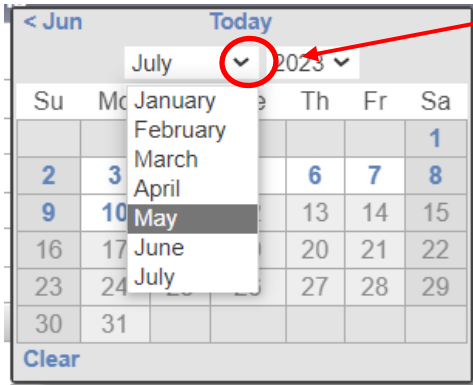
On this larger calendar you may select a year by using the down arrow beside the current year to find the year you are searching:

Note the slide bar beside the list of years which will enable you to access more choices

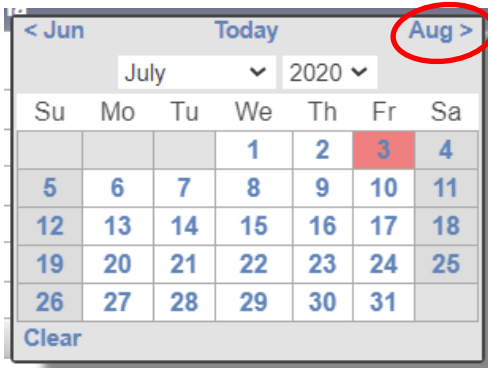


Using the PHIMS Calendar

Similarly, on this larger calendar you may select a month by using the down arrow beside the current month to find the month you are searching:



To find a specific month you may also move **forward** by selecting the month in the right-hand corner of the calendar



To move **backward** to a previous month, select the month in the left-hand corner of the calendar.

