



Immunization: Updating – Replacing Recorded Immunization Information

There are 2 methods to update an immunization record in PHIMS

From the client’s Immunizations page scroll to the **Immunization History – Detailed Data Table** panel

1. Click the *radio button* beside the agent you want to update
2. Click **Update** or **Copy/Replace**

Immunization History - Detailed Data Table							
Immunization History - Detailed Data Table							
<input type="button" value="Add Single Immunization"/> <input type="button" value="Add One or More Immunizations"/>							
<input type="button" value="Update"/> <input type="button" value="Copy/Replace"/> <input type="button" value="View"/> <input type="button" value="Delete"/>							
	Agent	Date Administered	Age at Administration	Status	Trade Name	Body Site	Volume
<input checked="" type="radio"/>	COVID19-Moderna	2021 Feb 03	54y	Valid	Moderna COVID-19 Vaccine	Deltoid: upper left	0.5 mL

Update Immunization

When choosing the **Update** option, there are certain data elements that can be updated, and certain elements that are enabled for editing.

Editable (in white)

- Reason for Immunization
- Organization
- Service Delivery Location
- Lot Number
- Dosage
- Site
- Route

* Organization: Benefits Rx Pharmacy,

* Service Delivery Location: Benefits Rx Pharmacy, Carman, Manitoba

* Vaccine Details

Holding Point Name: Benefits Rx

Holding Point Location: 91280- OP

Publicly Funded

* Lot Number: Display Expired and Recalled Lots Show All Publicly Funded Non-Publicly Funded

AZCOVID19 - Exp. 2021 Dec 31

Dosage: 0.5

* Site: Deltoid: upper left

Trade Name: AstraZeneca COVI...

* Dosage UOM: mL

* Route: Intramuscular

Manufacturer: AstraZeneca



Immunization: *Updating – Replacing Recorded Immunization Information*

Unable to edit (in grey)

- Date Administered
- Provider
- Holding Point Name
- Holding Point Location
- Dosage UOM
- Trade Name
- Manufacturer

* Organization: Benefits Rx Pharmacy, [i] [Q]

* Service Delivery Location: Benefits Rx Pharmacy, Carman, Manitoba [i] [Q]

* Vaccine Details [✓] [↑]

Holding Point Name: Benefits Rx [i] [Q]

Holding Point Location: 91280- OP [i] [Q]

Publicly Funded

* Lot Number: [i] [Q]

Display Expired and Recalled Lots

Show All Publicly Funded Non-Publicly Funded

AZCOVID19 - Exp. 2021 Dec 31 [i] [Q]

Dosage: 0.5 [i] [Q]

* Site: Deltoid: upper left [i] [Q]

Trade Name: AstraZeneca COVI... [i] [Q]

* Dosage UOM: mL [i] [Q]

* Route: Intramuscular [i] [Q]

Manufacturer: AstraZeneca [i] [Q]

The *Update Immunization* modal is displayed

Update Immunization [Apply] [Reset] [Print] [Close]

Status Details [✓] [↑]

3. 'Update' information required

It is mandatory to enter a comment indicating the reason for the update of immunization information

Note: When making any *updates*, a comment needs to be added





Immunization: Updating – Replacing Recorded Immunization Information

In the **Comments and Status Updates** section

4. Click **Add**

Comments and Status Updates ↑

* **Comments** To create a new record click Add. Add

A **Comment** modal displays

5. Enter a comment

Comment Apply Reset ↻ ✕

* **Comment:**

(4000 characters remaining.)

Apply Reset

6. Click **Apply**

The page returns to the **Update Immunization** modal and the **Comment** is recorded

7. Click **Apply**

* **Comments** Add

Date	Antigens	Old Status	New Status	Status Change Reason	Recorded By
2021 Feb 11					Desrosiers, Robert

Comments
Corrected Site

Total: 1 10

Apply Reset

The **Immunizations** page displays

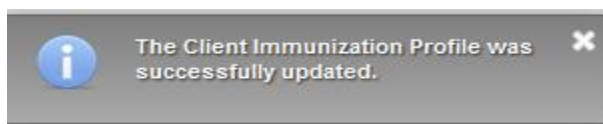
8. Click **Save** at the top navigation bar

Immunizations Save Reset More log ?

Alerts Active

Client ID: 6066	Name (Last, First Middle) / Gender: Banner, Brian / Male	Health Card No: 173018197	Date of Birth / Age: 1966 Feb 16 / 54 years
Phone Number: Primary Home: 204-525-5555	Health Region Organization: Manitoba, Southern Health - Santé Sud	Additional ID Type / Additional ID: Manitoba Health Family Registration Number / -	

A **'The Client Immunization Profile was successfully updated'** popup message displays





Immunization: *Updating – Replacing Recorded Immunization Information*

Copy/Replace Immunization

When choosing the **Copy/Replace** option, most data elements can be edited. This selection offers the option of retaining all previously entered data but editing only the incorrectly entered information. This option also allows entering information that had previously been omitted, this option will also autodecrement inventory from the holding point (ensure inventory is available, use Adjusting Quantity on Hand instruction material to add inventory)

The **Add Immunization** modal window opens



Editable (in white)

- Agent
 - Date Administered
 - Consent for Service Override/Bypass Reason
 - Reason for Immunization
 - Provider
 - Organization
 - Service Delivery Location
 - Holding Point Name
 - Holding Point Location
 - Lot Number
 - Dosage
 - Site
 - Route
1. Edit the information
 2. Re-Enter **Consent for Service Override/Bypass Reason:** and then add a comment in the Comments box (*) required field.
 3. Enter a Comment *It is mandatory to enter a comment indicating the reason for the update of immunization information*



Immunization:

Updating – Replacing Recorded Immunization Information

* Comments:
 Edited date administered
 (3975 characters remaining.)

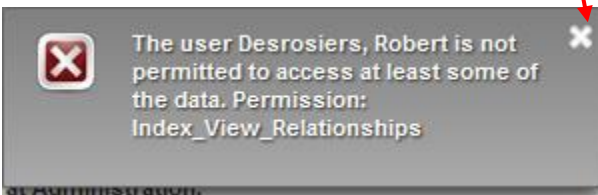
Record Consent **Apply** Reset

4. Click **Apply**

Unable to edit (in grey) if you update the **Agent**, *Trade Name* and *Manufacturer* will be editable

- Trade Name
- Manufacturer

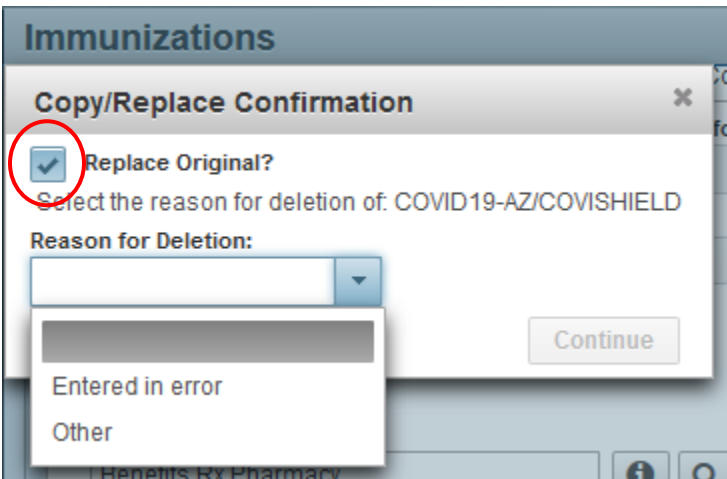
If you see this message (ignore it) click the X



A **Copy/Replace Confirmation** modal window will open

The *Replace Original* checkbox will be defaulted to checked

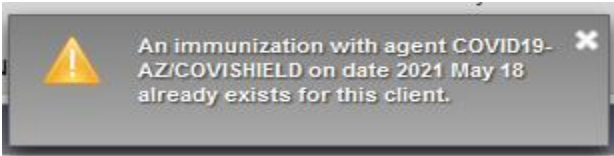
1. Select **Reason for Deletion**



2. Click **Confirm**



Immunization: *Updating – Replacing Recorded Immunization Information*



3. Click **Save**

A **'The Client Immunization Profile was successfully updated'** and **' COVID-19-AZ/COVISHIELD: Successfully decremented vaccine inventory'** popup messages display

